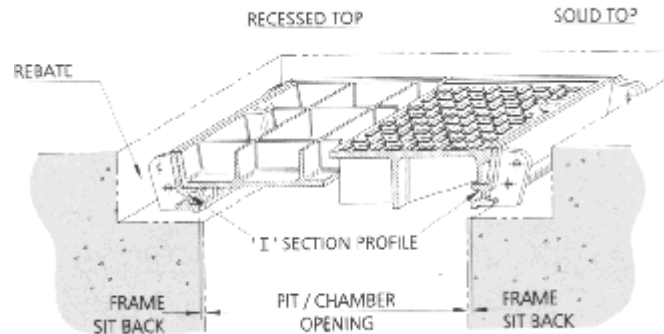


GATIC

Specialised Engineering.
Special Advice.

GATIC COVERS AND FRAMES - SPECIFICATION.




- Cover Type:** Gatic covers will be recessed or solid top according to type specified or available.
- Concrete infill**
- recessed covers:** Gatic recessed covers are designed for infilling with concrete as specified in BS EN 124 – C45 (45N/mm² for a test cube of 150mm, or a 40N/mm² for a test cylinder 150mm diameter x 300mm high, using a 10mm coarse aggregate.
- Non-Slip:** Concrete infill covers provide a non-slip surface similar to the surrounding area. Solid top covers incorporate a non-slip raised lozenge pattern.
- Fine tolerance:** The seating faces of Gatic covers and frames will be machined so that when positioned together the metal to metal contact achieved will be within 0.25mm tolerance.
- Non-Rocking:** When Gatic units are installed to the same degree of accuracy imparted during manufacturing, the covers will be non-rocking under traffic and sealed against the ingress of road dirt and other detritus.
- Watertight:** A film of graphite grease between the contacting seating faces of Gatic units will provide a gas and airtight seal and a watertight joint under normal rainwater conditions.
- Easy removal and replacement:** The machined underside seating face of Gatic covers facilitates the slide out technique of removal and replacement.

 **AIC INFRASTRUCTURES PVT. LTD.**

Corporate Office : B-7, Vimal Apts, Juhu Lane, Andheri (West), Mumbai-400058

Tel: - 022-26708007 / 26708009 | Email :- aic@aicinfra.com | Website :- www.aicinfra.com





Operator Control: Jack screw operating keys locate positively and securely into Gatic covers and are a necessary tool, if the inherent cover seal is to be broken effectively and to allow operator maximum control during operation.

Secure and

vandal resistant : Covers are designed to prevent tampering and unauthorised removal. Gatic covers cannot be removed without the correct lifting key, so unauthorised removal is virtually impossible. Locking bolts can be fitted into Gatic cover keyways as an additional security feature.

Vibration resistant: To prevent movement of covers in high density traffic conditions, we recommend the use of a factory fitted vibration resistant locking system. This can be fitted in recessed covers only.

Closed Keyway: Gatic cover keyways will be fitted with a plastic plug to prevent from blocking up.

Loadings: All Gatic covers will withstand test load, deflection and maximum deformation criteria in BS EN 124 for each loading category.

Frame Bars: Gatic Types STF, DM, DMS and DMR supporting frames will incorporate an 'I' beam design profile to provide a robust and rigid frame which will withstand the specified test loads, without any concrete infill or backfill.

Rigidity: The robust and rigid design of the Gatic Types STF, DM, DMS and DMR frame, combined with the close manufacturing tolerances provides a monolithic structure which will withstand the dynamic factors associated with traffic movement and impact.

Secure Support: The clear opening between Gatic supporting frames will be at least 10mm greater than the pit/chamber design to allow for minor deviations in pit construction dimensions.

Beam wallbox: Supporting beams in Gatic multispan units are easily removed with appropriate lifting equipment for access to the total chamber area. Beam wallboxes do not project into the chamber opening.


Finishes: Gatic units will be coated with a black bituminous solution which acts as a temporary protection during transit. Removable support beams are galvanised to BS EN ISO 1461:2009



Corporate Office : B-7, Vimal Apts, Juhu Lane, Andheri (West), Mumbai-400058

Tel: - 022-26708007 / 26708009 | Email :- aic@aicinfra.com | Website :- www.aicinfra.com





GATIC

Specialised Engineering.
Special Advice.

- Installation:** Each consignment of Gatic units will be accompanied by comprehensive installation instructions.
- Levelling bolts:** All side frames and wallboxes are fitted with bolts to assist in the levelling of the unit during installation.
- Materials:** Ductile Iron Components to BS EN 1563:2011
Removable beams to BS 4-1:2005
Steel Components to BS EN 10083 / ISO 630
Fasteners to BS EN 3052
- Design Changes:** In furtherance of our on-going commitment to product improvement, the Company reserves the right to alter designs without notice. Design changes will not diminish the performance or loading capability of the product.
- Quality Assured:** The Quality Management System, Gatic has been assessed and approved to BS EN ISO 9001:2000.

