

GATIC®

Uniclass		
L731		
CI/SfB	(52.5)	lh

F900 assist lift covers for rapid access

2017



LFA

Gas and Air Tight Inspection Covers with assisted opening.



Gatic has been setting the industry standard for access covers since 1928. Over this time we have developed products to suit many different industries. The AssistLift covers featured in this brochure have been refined over many years and are in service around the world.

AssistLift covers facilitate one person opening of a F900 load rated ductile iron cover either as an individual cover or as part of a multi cover arrangement.

The modular nature of the Gatic system of removable covers is designed to provide sealed, uninterrupted access to the services below whether as a single cover, duct or multispan arrangement with removable support beams. A removable system for virtually any size of pit configuration and loading can be developed.

Gatic covers are designed to protect and give access to a diverse range of underground services. Examples include, manhole/pump/valve/transformer chambers, pipe and cable service trenches, cable draw pits, lighting, fuel and fire hydrant pits, machinery/plant access chambers, tunnel shaft access chambers, combined sewer/overflow chambers and storm tie down pits.

Gatic specialise in the design of covers for airports, container ports, dockyards and industrial areas where extreme wheel loadings from aircraft, container carrying equipment and other vehicles may be encountered. Covers are available with recessed tops for concrete infill at site or with solid cast iron tops. AssistLift covers can be incorporated into larger covers for other loading categories upon request.

AssistLift gratings are also available, please refer to our technical office for details.

CONTENTS

- Solid top, side-hinged Gatic AssistLift covers – Type SSA
- Recessed and solid top Gatic AssistLift covers with back-end hinges – Type RGA & SGA
- Recessed and solid top, multispan covers with end-hinged AssistLift covers – Type RGA & SGA



Approved to BS EN ISO 9001:2008 Certificate No. FM 583418



Approved to ISO 14001:2004 Certificate No. EMS 583419


Cover types

Covers are available either recessed for concrete infill at site or with solid ductile iron tops.

Concrete infill recessed covers

Recessed covers are designed for infilling at site. Concrete should be as specified in BS EN 124:1994 - 45/mm² for a test cube 150mm or 40N/mm² for a test cylinder 150mm dia x 300mm high, using 10mm coarse aggregate.

AssistLift cover recessed for concrete infill
Covers are designed with an arrangement of openings for infilling with concrete. This provides a very strong and hardwearing surface with an attractive appearance.



Anti-slip surface

Concrete infill covers provide a non-slip surface similar to the surrounding areas, solid top covers incorporate a raised lozenge pattern on the surface.

Materials

The components of Gatic covers are manufactured from the following materials: Ductile iron to BS EN1563:2011 Structural steel sections (removable support beams) to BS4-1:2005. M-Struts® and hinges in stainless steel grade 304.

Fine tolerances

The seating faces of Gatic covers and frames are machined finished and assembled in metal to metal contact within a tolerance of 0.25mm.

Non-rocking

Correctly installed, Gatic covers will be non-rocking under traffic and sealed against road dirt and other detritus.

Watertight

A film of graphite grease between the machined contact faces of Gatic covers and frames provides a gas and airtight seal and a watertight joint under normal rainwater conditions.

Removal/Replacement slide-out covers

The machined seating faces facilitate the sliding out of covers for removal and replacement. Lifting keys are available on request for use with cranes and other mechanical devices.





LFA 900

Suitable for aircraft pavements, taxiways of civil airports and dockyards

Pit clear opening (mm)	Overall	Frame depth	Overall depth	Total weight	Load rating
900 x 900	1133 x 1108	118	162	252kg	F900

Materials

The components of Gatic LFA assist lift covers are manufactured from the following materials: Ductile iron to BS EN1563:2011, M-Struts® and other parts in stainless steel grade 304.

Safe Lifting

Gatic LFA assist lift covers have been designed to be lifted and closed by a single operator. The maximum lifting and closing force will be approximately 25kg

M-Struts®

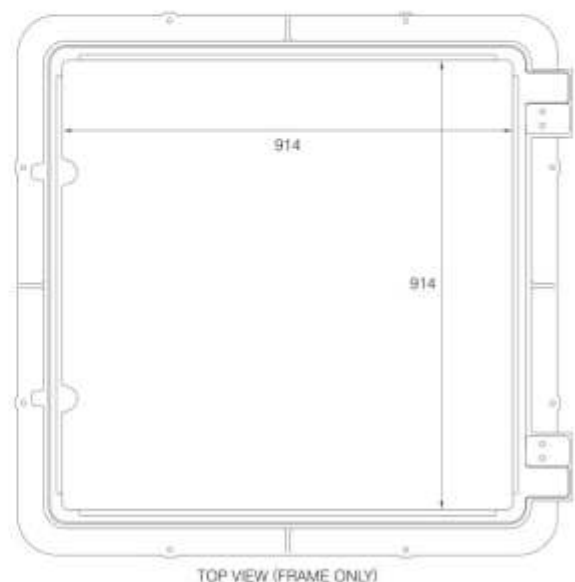
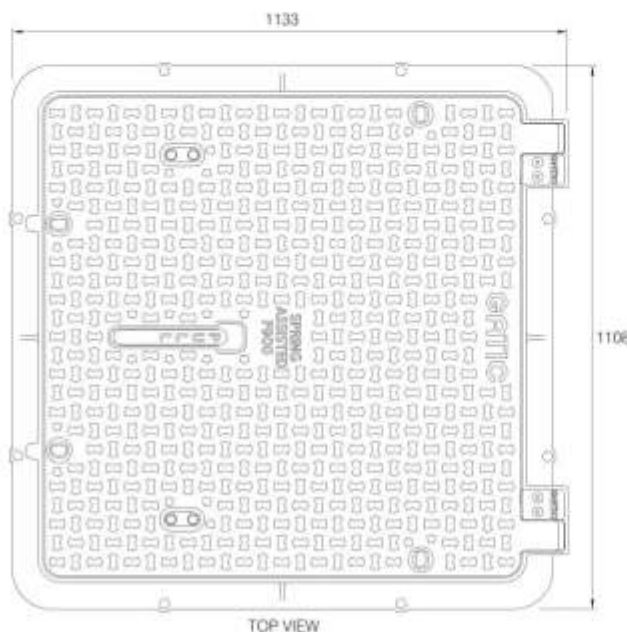
M-Struts® are designed for demanding environments and provide a maintenance free alternative to conventional gas struts. M-Struts® are made of grade 304 stainless steel. Unlike gas and pneumatic models, M-Struts® have no internal gases to leak or seals to fail in extreme conditions.

Loadings

Gatic LFA assist lift covers will withstand the test load, deflection and maximum deformation criteria specified in BS EN124 for load category F900. Gatic LFA assist lift covers are suitable for installation in areas subject to slow moving traffic.

Features

- Automatically engaging anti-accidental closure mechanism.
- Slam latch.
- Locking feature – single Allen key required for opening.
- Integrated lifting handle.
- For sealed assist lift options please visit our website www.gatic.com



GATIC® LFA – Ultra Heavy Duty

LFA 750

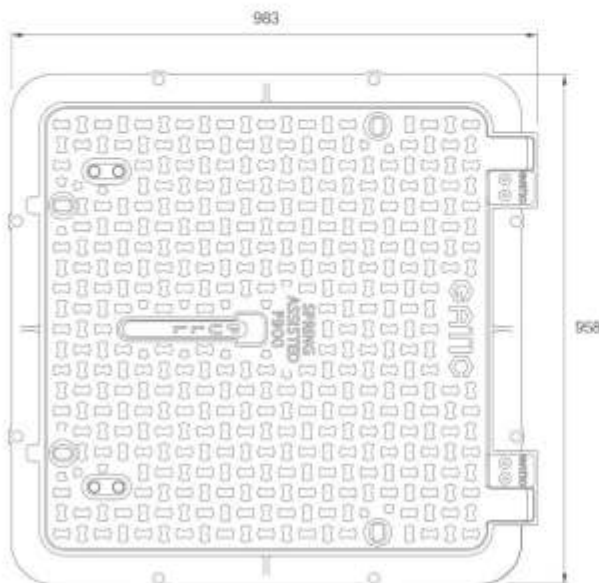
Suitable for aircraft pavements, taxiways of civil airports and dockyards



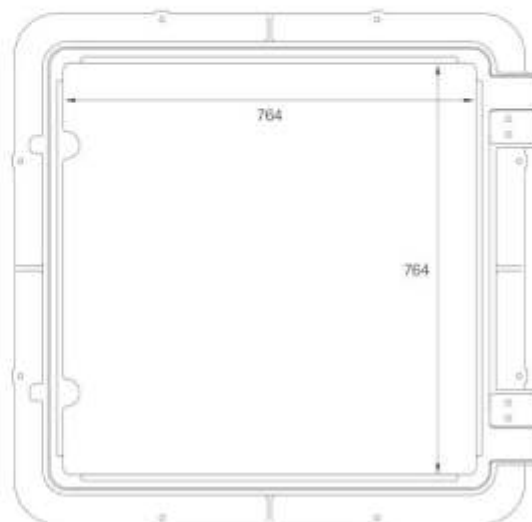
Pit clear opening (mm)	Overall	Frame depth	Overall depth	Total weight	Load rating
750 x 750	983 x 958	118	142	202kg	F900



SIDE VIEW



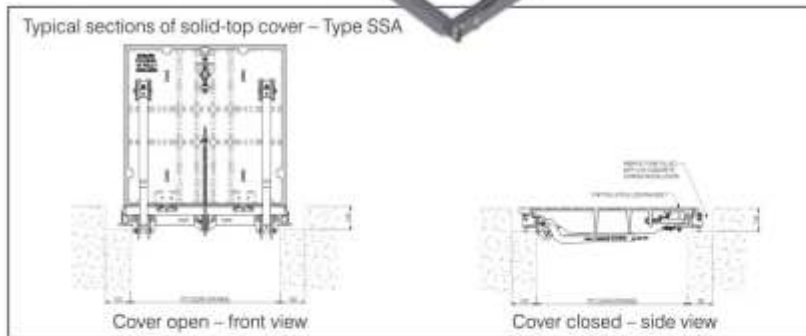

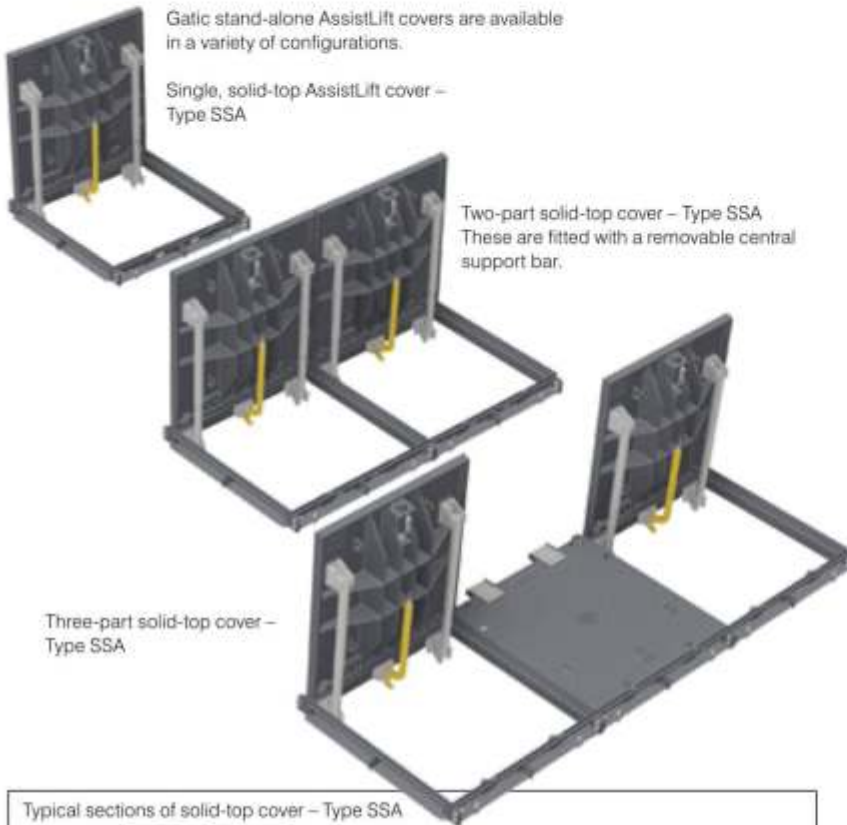
TOP VIEW



TOP VIEW (FRAME ONLY)

Gatic AssistLift side-hinged covers.

Gatic Type SSA side hinged covers are all assist lift to give complete access to the chamber below.



Gatic with side hinged AssistLift covers
These can be supplied in standard units as per the sizes shown on the chart below.

Longer lengths are available

Number of cover parts are shown in the boxes under the standard pit clear opening length (L)

Pit clear opening Span (S)	Solid Top Cover type	Standard Pit clear opening lengths (L)						
		750	1570	2390	3210	4030	4900	5770
760	SSA	1	2	3	4	5	6	7

Pit clear opening Span (S)	Solid Top Cover type	Standard Pit clear opening lengths (L)						
		900	1870	2840	3810	4780	5750	6720
910	SSA	1	2	3	4	5	6	7

Gatic AssistLift covers with end hinges.

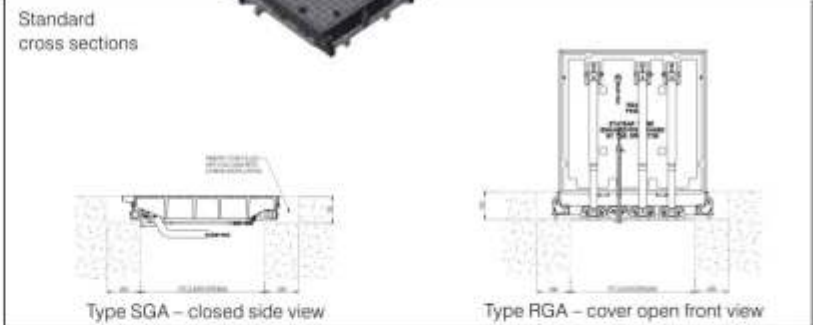
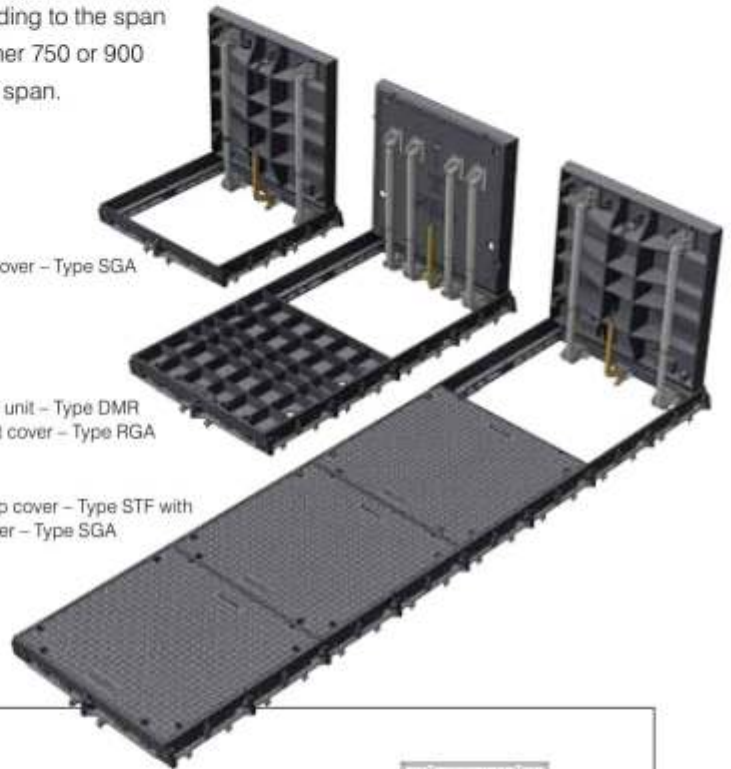


Gatic Type RGA and SGA end hinged covers give complete access to the chamber opening when used as a single cover. When integrated as part of a duct or multispan arrangement, they provide either one person access to a chamber above a ladder or access to equipment that would need to be inspected/operated on a regular basis. Covers are available for individual lengths according to the span selected – either 750 or 900 clear opening span.

Single AssistLift cover – Type SGA

Double, recessed unit – Type DMR with end AssistLift cover – Type RGA

Four-part solid-top cover – Type STF with end AssistLift cover – Type SGA



Gatic recessed or solid top covers and frames with one AssistLift cover at the reverse end of the unit. These can be supplied in standard units as per the sizes shown on the chart below.

Longer lengths are available:

Number of cover parts are shown in the boxes under the standard pit clear opening length (L)

Pit clear opening Span (S)	Solid Top Cover type	Recessed Cover type	Standard Pit clear opening lengths (L)															
			750	900	1450	1600	1750	1900	2150	2300	2450	2600	2750	2850	2900	3000	3150	
750	SGA	RGA	1	*	2	2	2	*	3	3	3	3	3	4	*	4	4	
900	SGA	RGA	*	1	*	2	2	2	*	*	*	3	3	*	3	*	*	
			3300	3450	3750	3850	3900	4000	4150	4250	4300	4450	4600	4750	4850	4900	4950	
750	SGA	RGA	4	4	4	5	*	5	5	5	5	5	5	5	6	*	7	
900	SGA	RGA	*	4	4	*	4	*	*	*	5	5	5	5	*	5	*	

*Indicates non availability of a product fitted with an assist lift cover

Gatic AssistLift multispan covers and frames.

Gatic multispan access covers incorporate removable support beams so that much larger pit openings can be covered. The table shows standard multispan units that can have an AssistLift cover installed at the back end of the unit. In some cases, more than one AssistLift cover can be fitted.


The dimensions shown in **green** can be fitted with a 750 x 750 clear opening AssistLift cover. Whilst the dimensions shown in **red** can be fitted with a 900 x 900 clear opening AssistLift cover. Typical cross section and beam sizes can be found on the page opposite.

These heavy duty covers are specifically designed for airports, container ports and docks where abnormal wheel loadings from heavy vehicles are envisaged.

Please refer to our technical department with details of specific requirements so that a detailed proposal may be prepared.



Solid top AssistLift cover – Type SGA



Recessed AssistLift cover – Type RGA


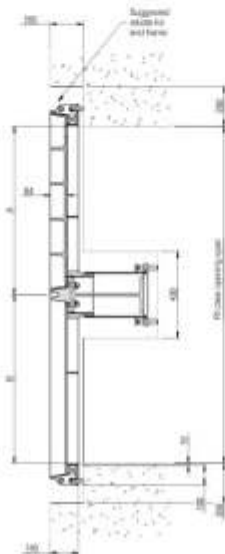
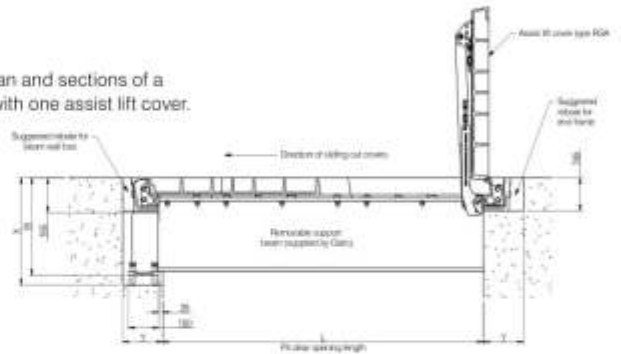


Pit clear opening span (S) mm	Pit clear opening length (L) mm			Beam Centres					Possible number of Assist Lift Covers																		
	2 parts		3 parts		4 parts			A	B	C	D	E	750	900													
	1450	1600	1750	1900	2150	2300	2450	2600	2750	2900	2850	3000	3150	3300	3450	3600	3750	3900									
2 parts: 1 beam	1530																										
	1680																										
	1830																										
	1980																										
3 parts: 2 beams	2310																										
	2460																										
	2610																										
	2760																										
	2910																										
	3060																										
4 parts: 3 beams	3090																										
	3240																										
	3390																										
	3540																										
	3690																										
	3840																										
	3990																										
	4140																										
5 parts: 4 beams	3870																										
	4020																										
	4170																										
	4320																										
	4470																										
	4620																										
	4770																										
	4920																										
	5070																										
	5220																										

* Indicates non availability of a product fitted with an assist lift cover



The details below show plan and sections of a typical recessed top unit with one assist lift cover.

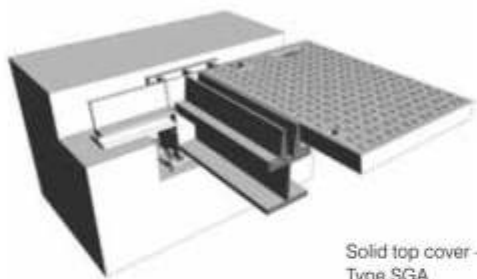


Beam size

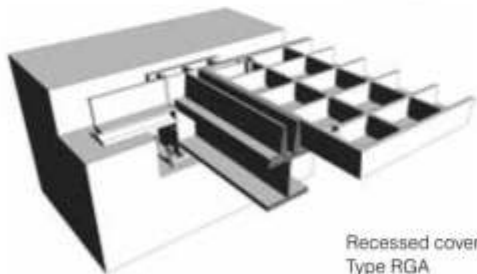
The required beam size for multispan covers is dependant upon the pit clear opening length and the loading group.

The table shows the minimum beam length against beam size. The removable support beams are supplied by Gatic.

The table also shows dimensions of the beam wallbox and rebate to suit different beam sizes. See also accompanying section details.

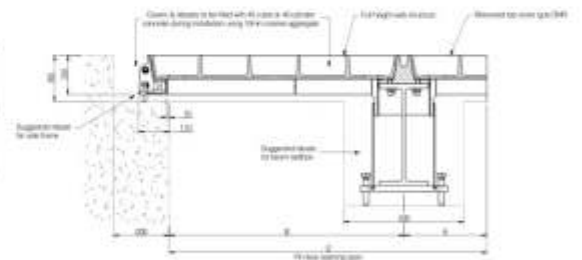


Solid top cover – Type SGA



Recessed cover – Type RGA

Removable support beam size	Max pit clear opening length (L)	Beam wallbox dimensions			
		V	W	X	Y
356 x 171 x 67kg/m UB	1750	467	490	535	300
457 x 152 x 82kg/m UB	2300	568	595	635	300
533 x 210 x 122kg/m UB	3300	648	670	715	300
610 x 229 x 140kg/m UB	3900	720	745	790	300

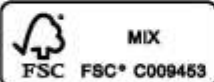


GATIC®

 **AIC INFRASTRUCTURES PVT. LTD.**
Building Excellence

Gatic, Poulton Close, Dover CT17 0UF England
Tel: +44 (0) 1304 203 545 • Fax: +44 (0) 1304 215 001
Email: info@gatic.com • Website: www.gatic.com

Corporate Office :
B-7, Vimal Apts, Juhu Lane, Andheri (West), Mumbai-400058
Tel: - 022-26708007 / 26708009
Email :- aic@aicinfra.com | Website :- www.aicinfra.com



All reasonable care has been taken in the preparation of this brochure, all information, recommendations and guidance notes on the use of The Products are made without guarantee since the conditions of use are beyond the control of Alumac Exterior Building Products Limited (The Company). The customer is responsible for ensuring that each product is fit for its intended purpose and that conditions for use are suitable. The information contained in this brochure and advice arising therefrom is free of charge and accordingly on the terms that no liability nor liability for negligence will attach to the Company or its servants in relation to any such service arising out of or in connection with this brochure. The Company pursues a policy of constant product development and information contained in this publication is therefore subject to change without notice.